



# myExperience Report

**Term 3, 2019**

**Faculty: Faculty of Science**

**School: School of Psychology**

**Course: PSYC2071 Perception and Cognition**

**Evaluation period: Nov 11 2019 12:00AM - Nov 28 2019 12:00AM**

**Teacher Report: Anthony Harrison**

## Response Data for Anthony Harrison

Overall I was satisfied with the quality of this person's teaching	
Statistics	Value
Response Count	21

## Comparison of results for "Overall I was satisfied with the quality of this person's teaching"

This teacher: Anthony Harrison

Overall I was satisfied with the quality of this person's teaching				
Options	Count	Percentage	Statistics	Value
Strongly disagree	0	0.0%	Mean	5.71
Disagree	0	0.0%	Median	6.00
Moderately disagree	0	0.0%	Standard Deviation	0.46
Moderately agree	0	0.0%	% Agreement	100.0%
Agree	6	28.6%		
Strongly agree	15	71.4%		

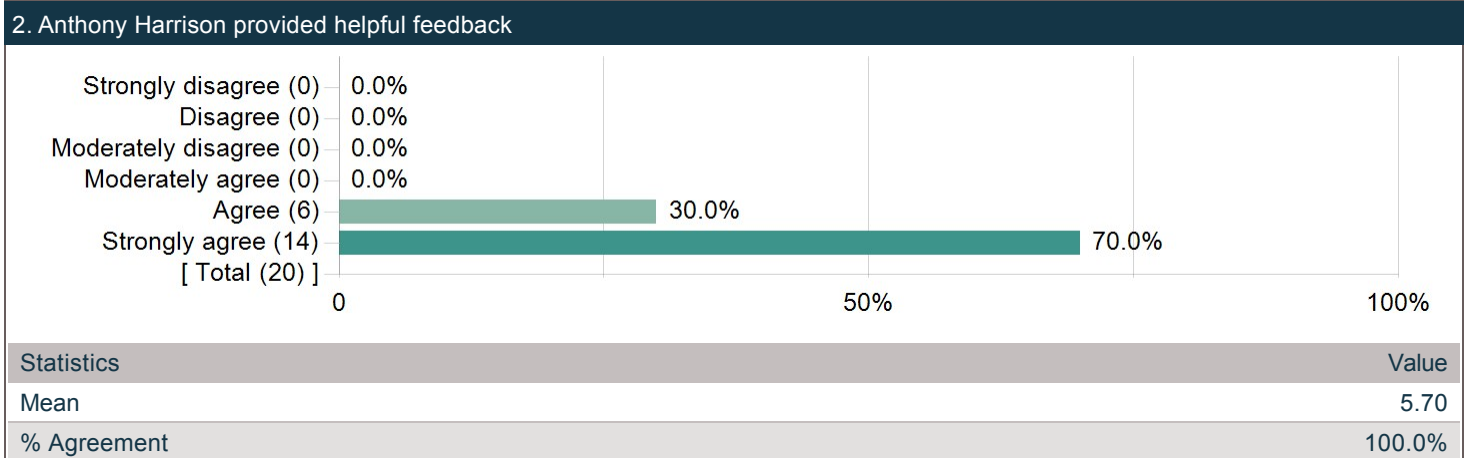
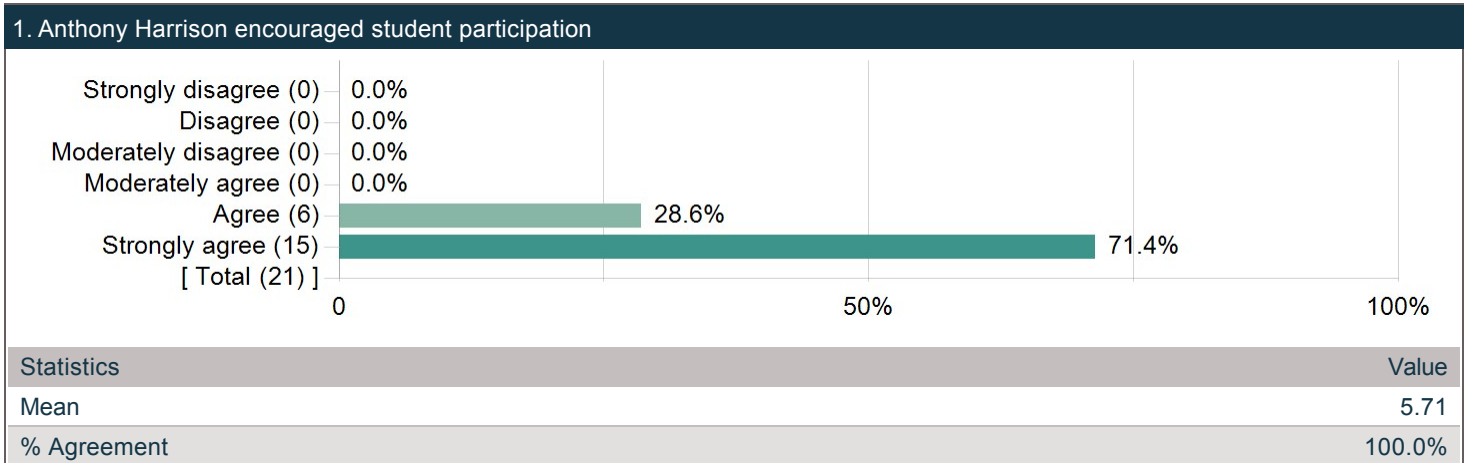
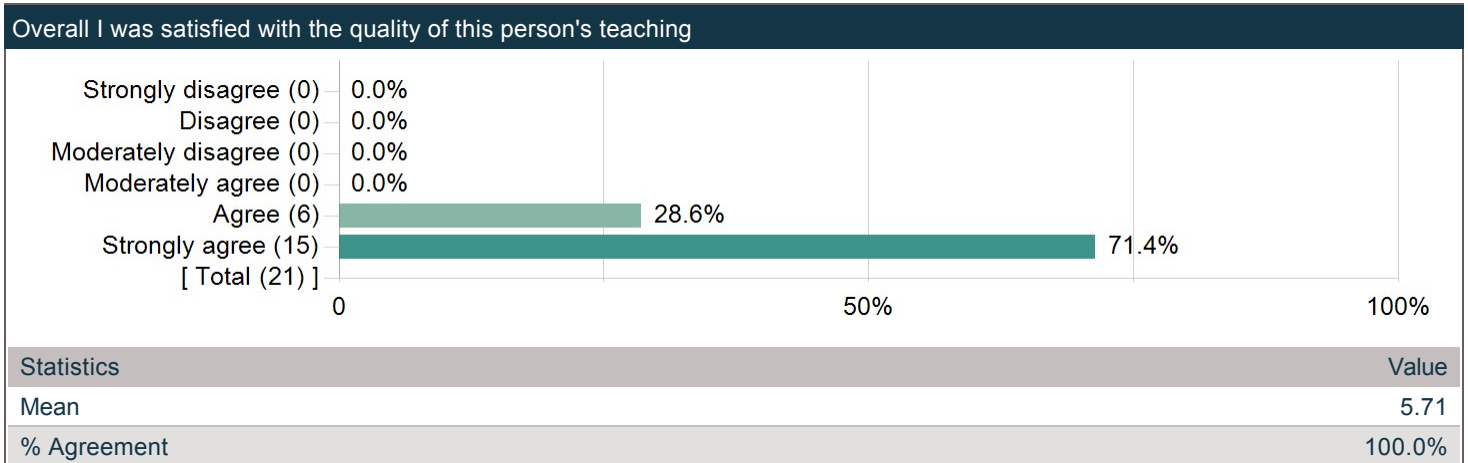
**SCHOOL: School of Psychology**

Overall I was satisfied with the quality of this person's teaching			
Options	Percentage	Statistics	Value
Strongly disagree	0.8%	Mean	5.22
Disagree	1.0%	Median	5.00
Moderately disagree	2.3%	Standard Deviation	0.92
Moderately agree	12.9%	% Agreement	95.8%
Agree	37.1%		
Strongly agree	45.9%		

**FACULTY: Faculty of Science**

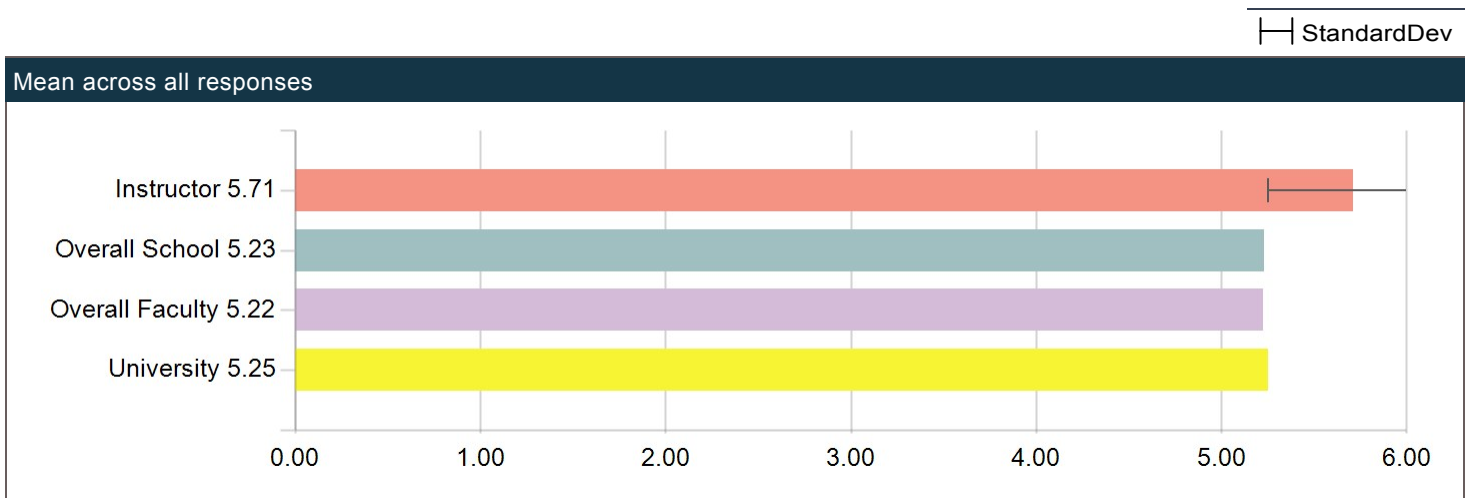
Overall I was satisfied with the quality of this person's teaching			
Options	Percentage	Statistics	Value
Strongly disagree	1.7%	Mean	5.22
Disagree	1.4%	Median	5.00
Moderately disagree	2.6%	Standard Deviation	1.02
Moderately agree	10.2%	Standard Error (base on SD)	0.01
Agree	35.8%	% Agreement	94.3%
Strongly agree	48.3%		

**Overall I was satisfied with the quality of Anthony Harrison's teaching**



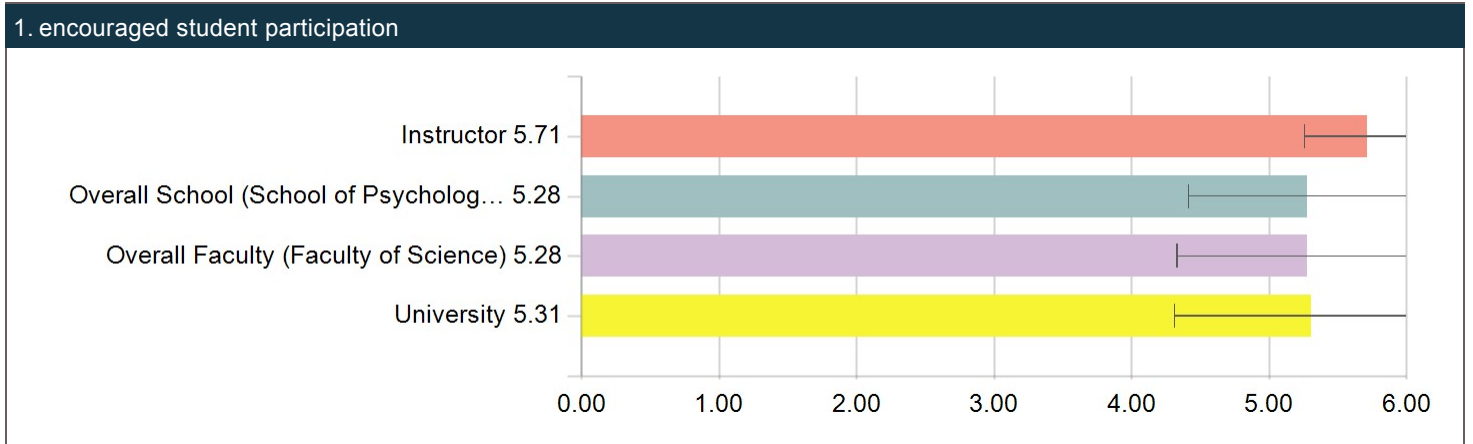
## Comparison Statistics

Mean (average student responses between 1 and 6) and StandardDev (Standard deviation of student responses) are used for comparison statistics between Teacher, School, Faculty and University.



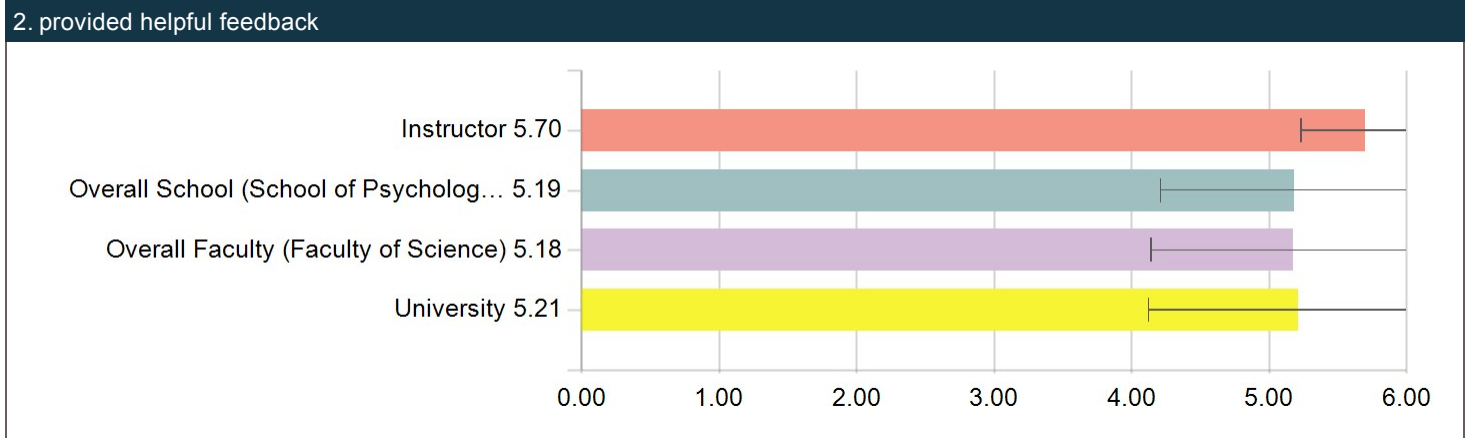
### Comparison Statistics (continued)

Mean (average student responses between 1 and 6) and StandardDev (Standard deviation of student responses) are used for comparison statistics between Teacher, School, Faculty and University.



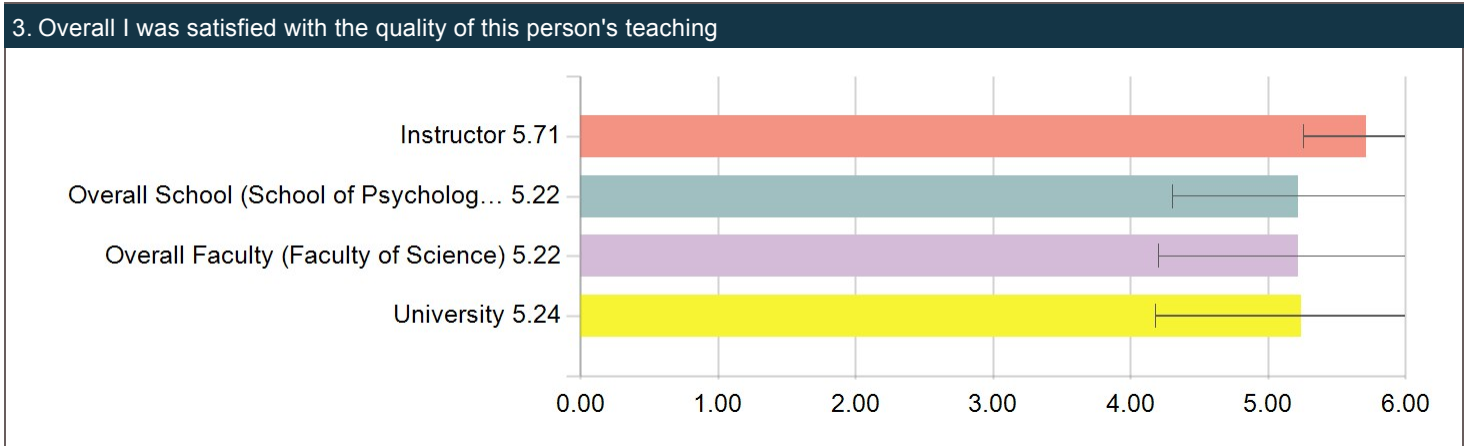
### Comparison Statistics (continued)

Mean (average student responses between 1 and 6) and StandardDev (Standard deviation of student responses) are used for comparison statistics between Teacher, School, Faculty and University.



**Comparison Statistics (continued)**

Mean (average student responses between 1 and 6) and StandardDev (Standard deviation of student responses) are used for comparison statistics between Teacher, School, Faculty and University.



**Raw comment data**

**The best features of Anthony Harrison's teaching were**

Comments
Very nice, patient and helpful.
Very approachable and made sure everyone was confident with the concepts that were being covered.
Anthony was really good at explaining the concepts slowly and in a way that we could understand on a deeper level – sometimes I felt that the lecture were too-fast paced, so his explanations were helpful.
Very encouraging and provides useful advice and information to enhance my learning experience.
So nice, patient, kind, friendly, willing to guide learning in the most patient way and made me feel like I learned something every tutorial!!!! – explanations were good and palatable. excellent! excellent ! bravo! bravo!
well spoken very calm and patient demeanor, made approaching him very easy and natural
Engaging knowledgeable
Walking around and asking students if they needed assistance was a great feature. It made it easier to approach him with questions. He is very knowledgeable and a good explainer.
– super patient and willing to explain everything – helped me understand complex questions and made it easy to ask lots of questions
he gave really good feedback in the first assignment
Willing to have a conversation and further pursue a line of questioning if a student is unsure about a certain topic.
Attentive and helpful, provided detailed feedback.
Very approachable, made an effort to always be moving around the class to answer any questions people had and had great knowledge in answering these questions
Great tutor. Knowledgeable, engaging and encourages participation.
he did well, was responsive and clear
Would check if you understood content
Explained the concepts in detail. Encouraged learning and questions. Was always ready to assist students.
approachable and understanding

**Anthony Harrison's teaching could be improved by**

Comments
I know that sometimes it is difficult, but providing real-world examples would enhance understanding further.
hmmmmmm – nothing comes to mind!
–
Anthony could speak a little louder, walking around the room made it easier for those in the middle of the computer lab to hear.
N/A!!!!
nothing!
n/a
More enthusiasm and engagement (although last tut was really good)