



myExperience Report

Term 1, 2020

Faculty: Faculty of Science

School: School of Psychology

Course: PSYC2001 Research Methods 2

Evaluation period: Apr 14 2020 12:00AM - May 1 2020 12:00AM

Teacher Report: Anthony Harrison

Response Data for Anthony Harrison

Overall I was satisfied with the quality of this person's teaching	
Statistics	Value
Response Count	2

Comparison of results for "Overall I was satisfied with the quality of this person's teaching"

This teacher: Anthony Harrison

Overall I was satisfied with the quality of this person's teaching				
Options	Count	Percentage	Statistics	Value
Strongly disagree	0	0.0%	Mean	5.50
Disagree	0	0.0%	Median	5.50
Moderately disagree	0	0.0%	Standard Deviation	0.71
Moderately agree	0	0.0%	% Agreement	100.0%
Agree	1	50.0%		
Strongly agree	1	50.0%		

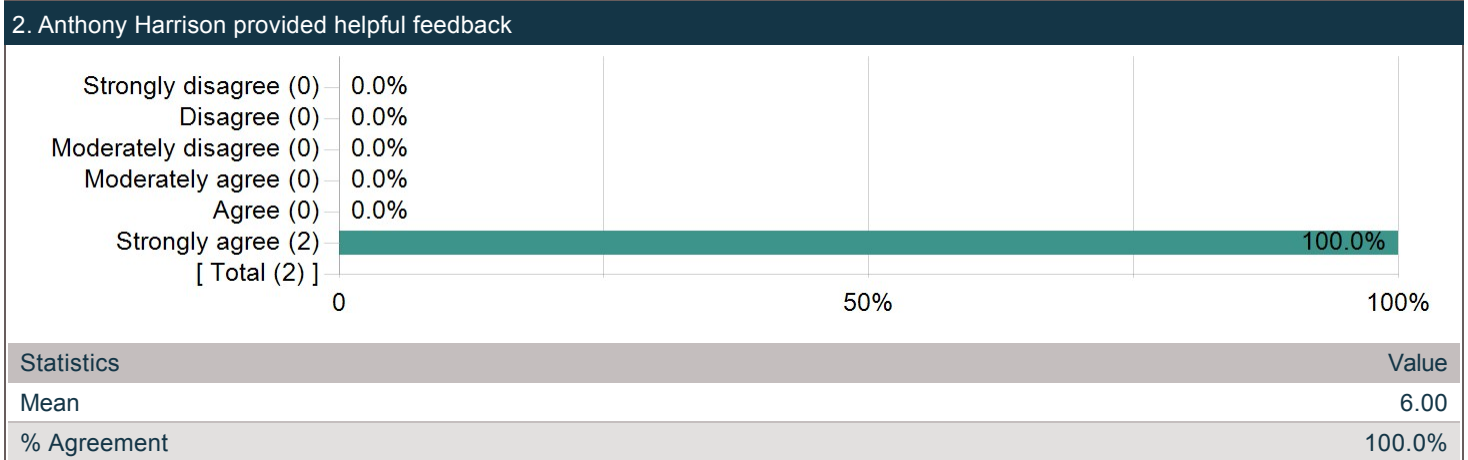
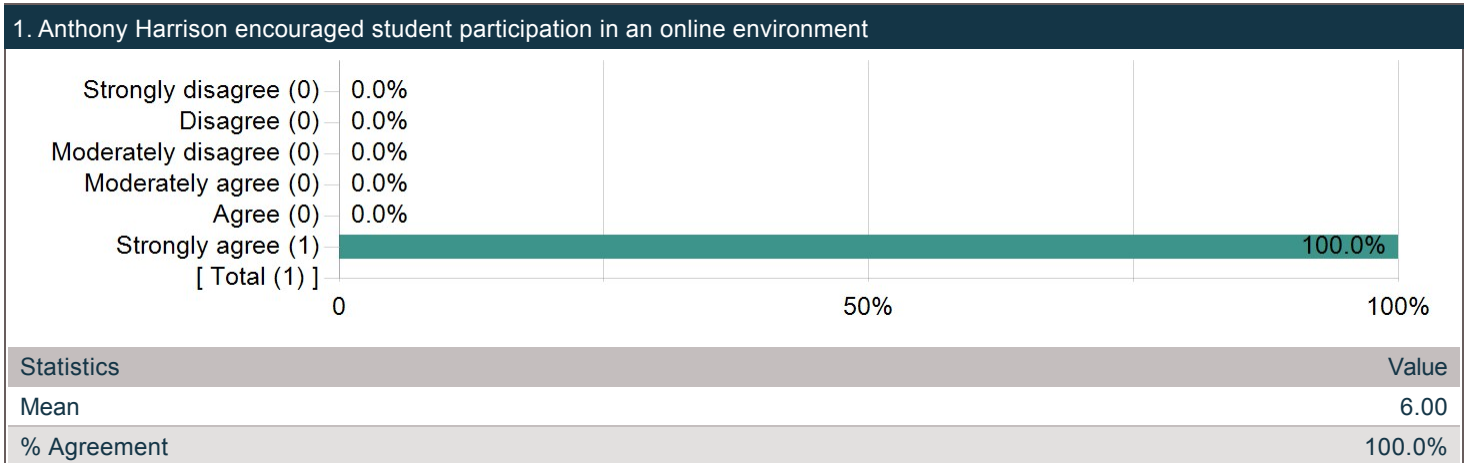
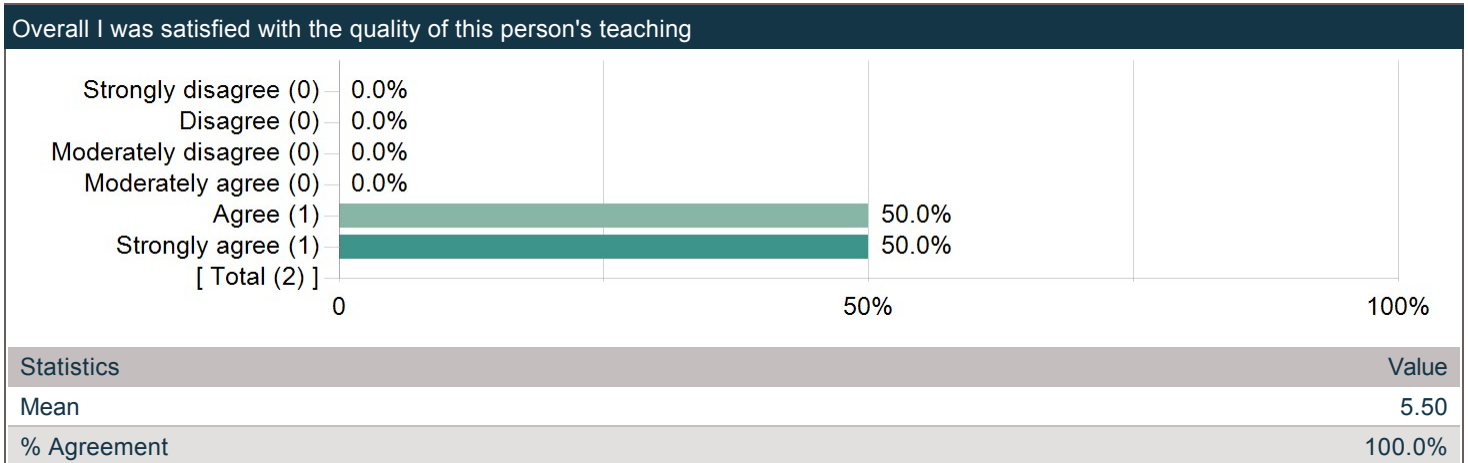
SCHOOL: School of Psychology

Overall I was satisfied with the quality of this person's teaching			
Options	Percentage	Statistics	Value
Strongly disagree	0.8%	Mean	5.21
Disagree	0.7%	Median	5.00
Moderately disagree	1.9%	Standard Deviation	0.89
Moderately agree	13.2%	% Agreement	96.6%
Agree	39.9%		
Strongly agree	43.6%		

FACULTY: Faculty of Science

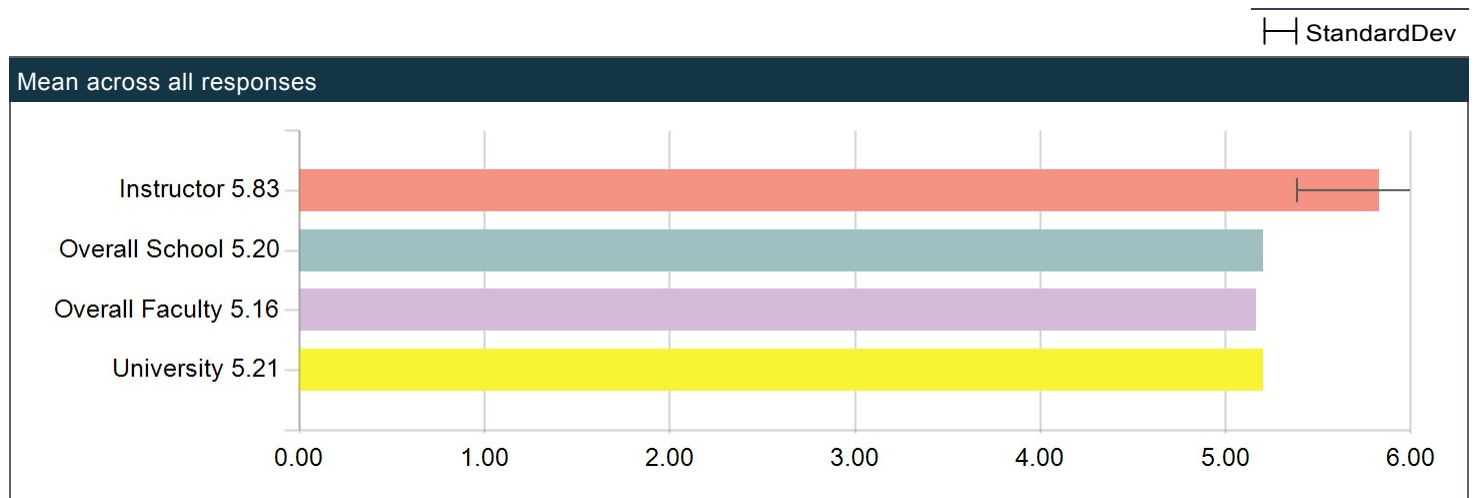
Overall I was satisfied with the quality of this person's teaching			
Options	Percentage	Statistics	Value
Strongly disagree	1.3%	Mean	5.20
Disagree	1.5%	Median	5.00
Moderately disagree	2.6%	Standard Deviation	0.99
Moderately agree	11.7%	Standard Error (base on SD)	0.01
Agree	36.1%	% Agreement	94.6%
Strongly agree	46.8%		

Overall I was satisfied with the quality of Anthony Harrison's teaching



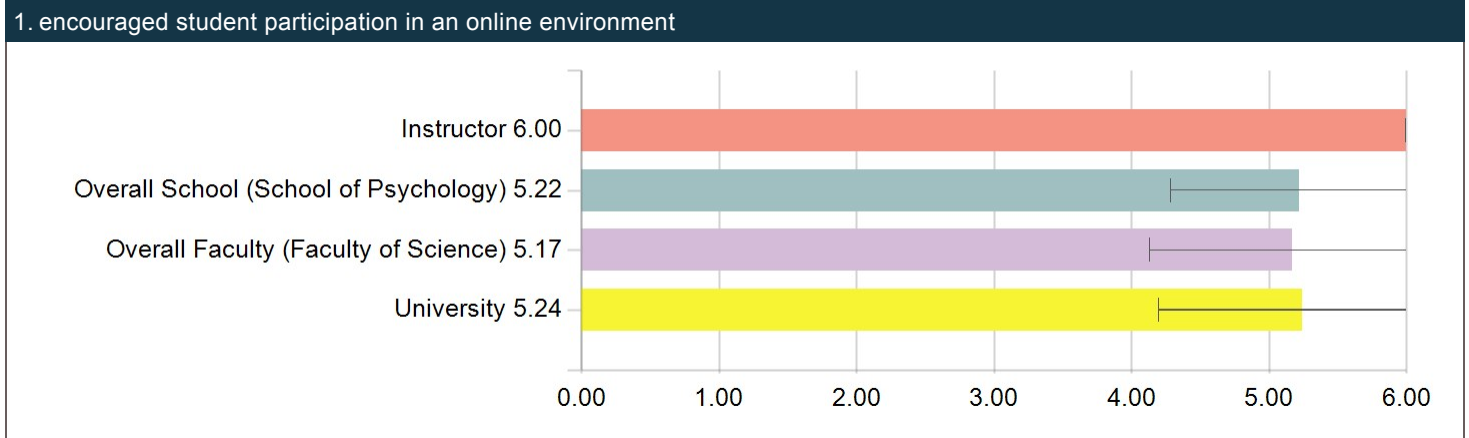
Comparison Statistics

Mean (average student responses between 1 and 6) and StandardDev (Standard deviation of student responses) are used for comparison statistics between Teacher, School, Faculty and University.



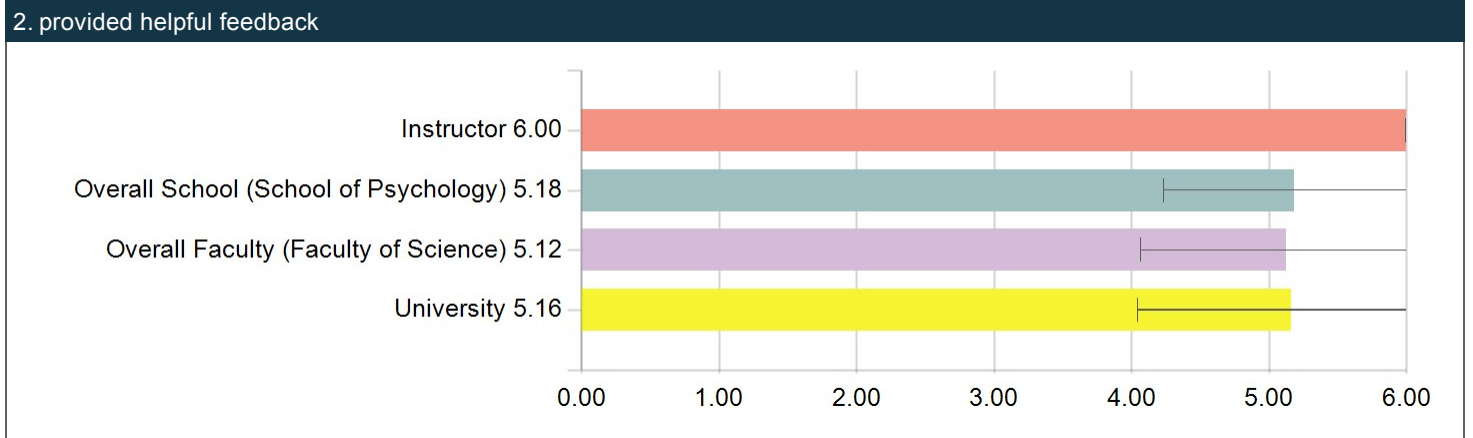
Comparison Statistics (continued)

Mean (average student responses between 1 and 6) and StandardDev (Standard deviation of student responses) are used for comparison statistics between Teacher, School, Faculty and University.



Comparison Statistics (continued)

Mean (average student responses between 1 and 6) and StandardDev (Standard deviation of student responses) are used for comparison statistics between Teacher, School, Faculty and University.



Comparison Statistics (continued)

Mean (average student responses between 1 and 6) and StandardDev (Standard deviation of student responses) are used for comparison statistics between Teacher, School, Faculty and University.

3. Overall I was satisfied with the quality of this person's teaching



Raw comment data

The best features of Anthony Harrison's teaching were

Comments
He took the time to go around the classroom and answer everyone's individual problems. A friendly guy with a sense of humour.
very friendly guy, tried his best to make us understand concepts

Anthony Harrison's teaching could be improved by

Comments
Could've drawn more diagrams on the whiteboard during class to help us visualise concepts better.
n/a